



1.4 Feedback System

1.4.2 Feedback Report - Alumni

**Internal Quality Assurance Cell
St. Joseph's College (Autonomous), Tiruchirappalli-2**

**ALUMNI FEEDBACK ON CURRICULAR DESIGN AND DEVELOPMENT
2021-22**

Participants List

Number of Alumni participated in the survey: 369

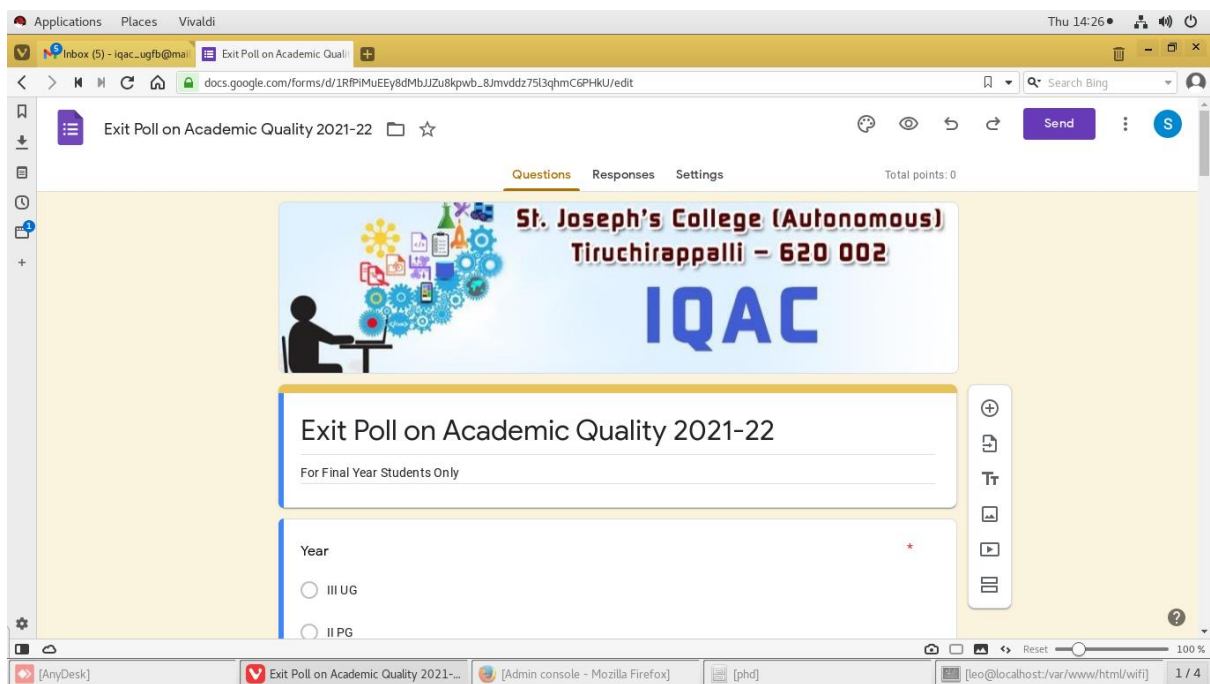
S. No	Department	Number of Alumni participated
1	BBA	23
2	Biochemistry	4
3	Biotechnology	26
4	Botany	09
5	Chemistry	70
6	Commerce	102
7	Commerce CA	14
8	Computer Science	97
9	Counselling Psychology	3
10	Data Science	9
11	Economics	46
12	Electronics	19
13	English	62
14	HRM	10
15	History	57
16	Information Technology	23
17	Maths	57
18	Physics	71
19	Statistics	22
20	B Voc. SD & SA	7
21	Tamil	16
22	B Voc. Vis. Com. Tech.	2
23	B Sc. Viscom	2

The Result of the Survey

	Outstanding	Commendable	Satisfactory	Unsatisfactory	Below Average
Course Content [Course content in CBCS]	156	152	261	73	107
Course Content [Curriculum developed /adopted has relevance to the local/ national / regional/global developmental needs]	156	167	247	63	116
Course Content [Course content helps in acquiring skills for employability and entrepreneurship]	178	170	232	63	106
Course Content [The depth of knowledge and intellectual enrichment and overall development acquired through course content]	175	177	230	60	107
Course Content [Teaching hours per week and credits allotted for each course]	181	163	260	55	90
Course Content [The pattern, design and content of syllabus]	169	183	237	57	103

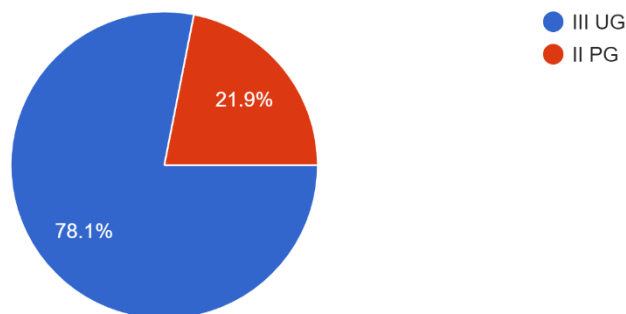
Course Content [Choice provided to select elective courses/IDC]	179	145	235	80	110
Course Content [Soft Skills]	209	158	226	56	100
Course Content [Courses on equity and environmental sustainability]	185	152	250	60	102
Course Content [Project work, Internships and Field Visits enhanced the quality of the learning experience]	220	150	207	62	11
Course Content [Relevance of Add-on courses and Value Added Courses]	190	155	228	63	113
Teaching and Evaluation [Teaching methods followed by teachers]	186	148	244	69	102
Teaching and Evaluation [Syllabus content allotted for self-study and learning in the form of assignments, seminars, etc.]	171	157	253	53	115
Teaching and Evaluation [Preparation, communication , encouragement and helpful attitude of	195	158	230	60	106

teachers in assisting you to learn better]					
Teaching and Evaluation [Weightage given to different components of CIA and the way in which they are implemented]	180	165	238	63	103
Teaching and Evaluation [Fairness of evaluation methods followed for CIA and Semester exam]	185	163	230	70	101
Teaching and Evaluation [Availability of faculty for interaction and guidance]	200	160	229	63	97
Teaching and Evaluation [Mechanisms available to redress academic grievances]	166	173	239	56	115
Teaching and Evaluation [Helpful attitude of administrators, staff and non-teaching staff to provide suitable campus culture and atmosphere]	193	156	225	80	95




Year

379 responses

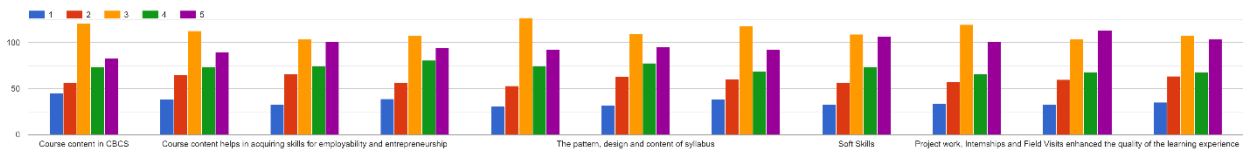


Department

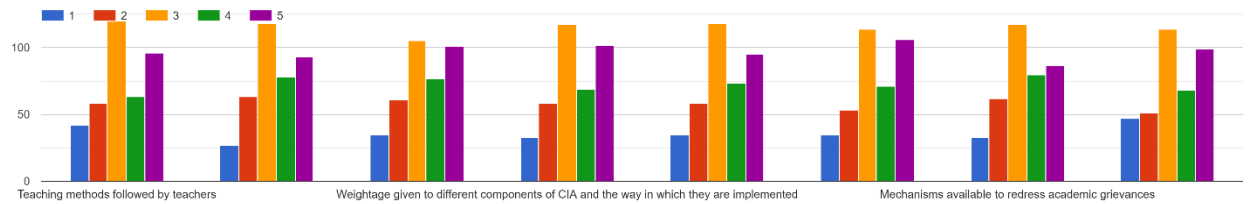
379 responses



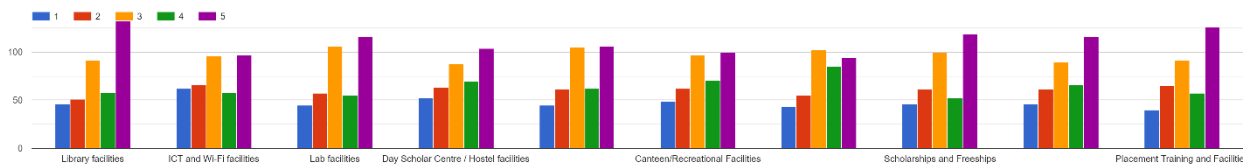
A) Course Content



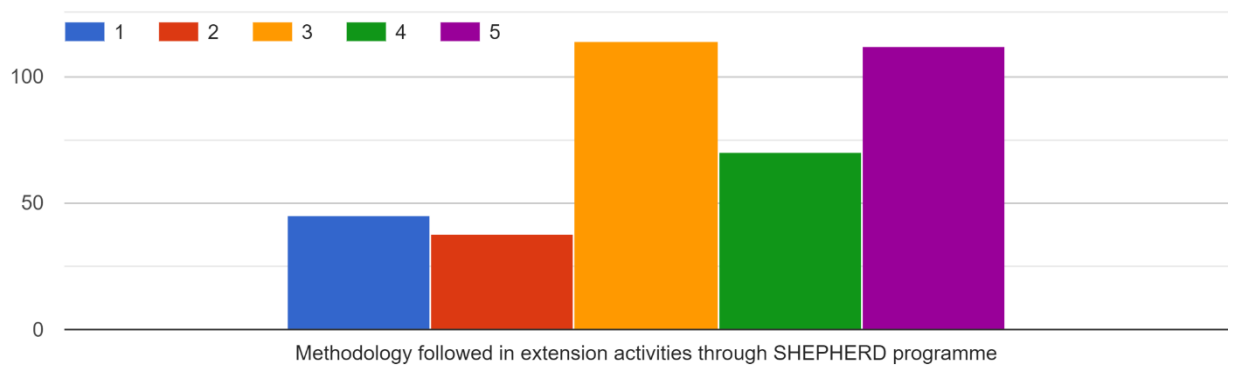
B) Teaching and Evaluation



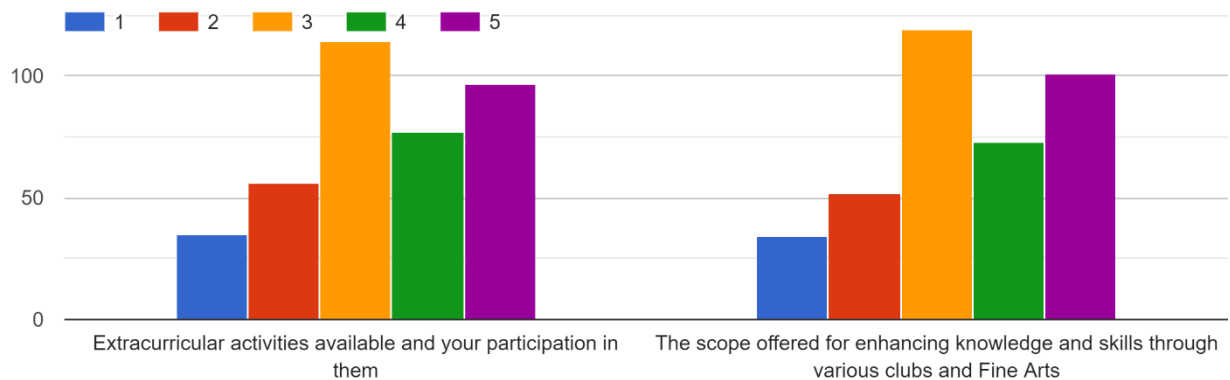
c) Facilities



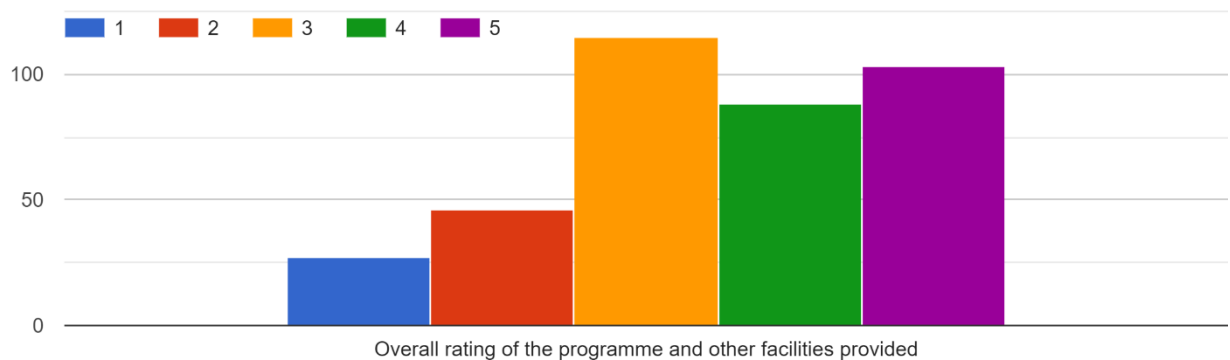
D) SHEPHERD



E) Extension



F) Overall



Report of the Survey

Course Content [Course content in CBCS]

21% of the alumni expressed that course content in CBCS are outstanding, 20% as commendable, 35% as satisfactory, 10% as unsatisfactory and 14% as below average.

Course Content [Curriculum developed /adopted has relevance to the local/ national / regional/global developmental needs]

21% of the alumni expressed that course content are outstanding,22% as commendable, 33% as satisfactory, 08% as unsatisfactory and 16% as below average.

Course Content [Course content helps in acquiring skills for employability and entrepreneurship]

24% of the alumni expressed that Course content helps in acquiring skills for employability and entrepreneurship are outstanding,23% as commendable, 31% as satisfactory, 08% as unsatisfactory and 14% as below average.

Course Content [The depth of knowledge and intellectual enrichment and overall development acquired through course content]

24% of the alumni expressed that course content in the syllabus are outstanding,22% as commendable, 35% as satisfactory, 07% as unsatisfactory and 12% as below average.

Course Content [Teaching hours per week and credits allotted for each course]

23% of the alumni expressed that course content based on credits are outstanding,24% as commendable, 32% as satisfactory, 07% as unsatisfactory and 14% as below average.

Course Content [The pattern, design and content of syllabus]

24% of the alumni expressed that Course Content [The pattern, design and content of syllabus] are outstanding,19% as commendable, 31% as satisfactory, 11% as unsatisfactory and 15% as below average.

Course Content [Choice provided to select elective courses/IDC]

28% of the alumni expressed that Course Content [Choice provided to select elective courses/IDC] are outstanding,21% as commendable, 30% as satisfactory, 07% as unsatisfactory and 14% as below average.

Course Content [Soft Skills]

28% of the alumni expressed that Course Content [Soft Skills] are outstanding,21% as commendable, 30% as satisfactory, 06% as unsatisfactory and 15% as below average.

Course Content [Courses on equity and environmental sustainability]

25% of the alumni expressed that Course Content [Courses on equity and environmental sustainability] are outstanding, 20% as commendable, 34% as satisfactory, 08% as unsatisfactory and 13% as below average.

Course Content [Project work, Internships and Field Visits enhanced the quality of the learning experience]

29% of the alumni expressed that Course Content [Project work, Internships and Field Visits enhanced the quality of the learning experience] are outstanding, 20% as commendable, 28% as satisfactory, 08% as unsatisfactory and 15% as below average.

Course Content [Relevance of Add-on courses and Value Added Courses]

25% of the alumni expressed that Course Content [Relevance of Add-on courses and Value Added Courses] are outstanding, 21% as commendable, 31% as satisfactory, 08% as unsatisfactory and 15% as below average.

Teaching and Evaluation [Teaching methods followed by teachers]

25% of the alumni expressed that Teaching and Evaluation [Teaching methods followed by teachers] are outstanding, 20% as commendable, 33% as satisfactory, 08% as unsatisfactory and 14% as below average.

Teaching and Evaluation [Syllabus content allotted for self-study and learning in the form of assignments, seminars, etc.]

23% of the alumni expressed that Teaching and Evaluation [Syllabus content allotted for self-study and learning in the form of assignments, seminars, etc.] are outstanding, 21% as commendable, 34% as satisfactory, 07% as unsatisfactory and 15% as below average.

Teaching and Evaluation [Preparation, communication, encouragement and helpful attitude of teachers in assisting you to learn better]

26% of the alumni expressed that Teaching and Evaluation [Preparation, communication, encouragement and helpful attitude of teachers in assisting you to learn better] are outstanding, 21% as commendable, 31% as satisfactory, 08% as unsatisfactory and 14% as below average.

Teaching and Evaluation [Weightage given to different components of CIA and the way in which they are implemented]

24% of the alumni expressed that Teaching and Evaluation [Weightage given to different components of CIA and the way in which they are implemented] are outstanding, 22% as commendable, 32% as satisfactory, 08% as unsatisfactory and 14% as below average.

Teaching and Evaluation [Fairness of evaluation methods followed for CIA and Semester exam]

25% of the alumni expressed that Teaching and Evaluation [Fairness of evaluation methods followed for CIA and Semester exam] are outstanding, 22% as commendable, 31% as satisfactory, 09% as unsatisfactory and 13% as below average.

Teaching and Evaluation [Availability of faculty for interaction and guidance]

27% of the alumni expressed that Teaching and Evaluation [Availability of faculty for interaction and guidance] are outstanding, 21% as commendable, 31% as satisfactory, 09% as unsatisfactory and 12% as below average.

Teaching and Evaluation [Mechanisms available to redress academic grievances]

22% of the alumni expressed that Teaching and Evaluation [Mechanisms available to redress academic grievances] are outstanding, 23% as commendable, 32% as satisfactory, 07% as unsatisfactory and 16% as below average.

Teaching and Evaluation [Helpful attitude of administrators, staff and non-teaching staff to provide suitable campus culture and atmosphere]

26% of the alumni expressed that Teaching and Evaluation [Helpful attitude of administrators, staff and non-teaching staff to provide suitable campus culture and atmosphere] are outstanding, 21% as commendable, 30% as satisfactory, 10% as unsatisfactory and 13% as below average.