




AQAR 2022-23

2.5 Evaluation Process and Reforms

2.5.2 Complaint Extract from Annual Report by CoE

ANNUAL REPORT

2022-2023



**Office of the Controller of Examinations
St. Joseph's College (Autonomous)
Tiruchirappalli - 620002**

CONTENT

Introduction

- 1. The important events and dates**
 - (a) Important Notification & Dates**
 - (b) Test & Examinations**
 - (c) Results & Meetings**
- 2. Malpractice**
- 3. Outcome of Special Supplementary Examinations**
- 4. Complaints and Grievances**
- 5. Passing Board - Awards Committee Approved Results**
 - (a) Programme-wise ODD Semester Results**
 - (b) Programme-wise EVEN Semester Results**
- 6. Graduation Outcome**
 - (a) Programme-wise performance**
- 7. CoE's Presentation report in the Governing Body**
- 8. New initiatives**

Introduction

The Office of the Controller of Examinations of St. Joseph's College, Tiruchirappalli prepares a comprehensive schedule of the general activities of this Office such as CIA Tests, Semester Examinations, Fee Collection for Regular and Arrears, Valuation Dates and Awards Committee Meeting.

Based on the following schedule, this office notifies and communicates its functions to the department, in the college website and notice board for students. The hall ticket as well CIA Marks components, results, and announcements are carried out the Controller of Examinations portal.

The following are the summary of activities carried out in the academic year 2022-2023:

1. The important events and dates

Particulars	Dates	
	Odd Semester	Even Semester
(a) Important Notifications & Dates		
Issue of CIA Arrear/Improvement application	10 Aug 2022 ^{I [1]}	22 Dec 2022 ^{II [1]}
CIA Component-I marks submission	19 Aug 2022 To 24 Aug 2022 ^{I [2]}	25 Jan 2023 To 30 Jan 2023 ^{II [2]}
CIA Component-II marks submission	01 Oct 2022 To 10 Oct 2022 ^{I [2]}	02 Mar 2023 To 09 Mar 2023 ^{II [2]}
CIA Component-III marks submission	01 Nov 2022 To 07 Nov 2022 ^{I [2]}	05 Apr 2023 To 12 Apr 2023 ^{II [2]}
Examination fees payment UG & PG (Regular)	15 Oct 2022 ^{I [3]}	15 Mar 2023 ^{II [3]}
Examination fees payment UG & PG (Arrear)	15 Nov 2022 ^{I [4]}	19 Apr 2023 ^{II [4]}
Examination fees payment MPhil (Regular)	Not Applicable	15 Jun 2022 ^{II [13]}
Revaluation and Re-totalling	06 Jan 2023 ^{I [5]}	31 May 2023 ^{II [5]}
Special Arrear Examinations for UG & PG	Not Applicable	06 Jun 2023 ^{II [6]}
(b) Test & Examinations		
CIA Arrear Test-I	25 Aug 2022 To 02 Sep 2022 ^{I [6]}	27 Jan 2023 To 02 Feb 2023 ^{II [7]}
CIA Arrear Test-II	10 Oct 2022 To 17 Oct 2022 ^{I [6]}	27 Feb 2023 To 04 Feb 2023 ^{II [7]}
Mid Semester Test for UG & PG	12 Sep 2022 To 17 Sep 2022 ^{I [7]}	11 Feb 2023 To 20 Feb 2023 ^{II [8]}
Mid Semester Test for MPhil	Not Applicable	Not Applicable
End Semester Test for UG & PG	09 Nov 2022 To 18 Nov 2022 ^{I [8-a, 8-b]}	11 Apr 2023 To 21 Apr 2023 ^{II [9]}
End Semester Test for MPhil	Not Applicable	Not Applicable
CIA Publications for UG & PG	21 Nov 2023 ^{I [9]}	24 Apr 2023 ^{II [10]}
CIA Publications for MPhil	Not Applicable	Not Applicable
e-Hall Ticket Publishing	23 Nov 2023 ^{I [9]}	26 Apr 2023 ^{II [10]}
Semester Examinations for UG & PG	24 Nov 2023 ^{I [10]}	27 Apr 2023 To 06 May 2023 ^{II [11]}
Semester Examinations for MPhil	Not Applicable	Not Applicable

Particulars	Dates	
	Odd Semester	Even Semester
Central Valuation	25 Nov 2022 To 08 Dec 2022	02 May 2023 To 11 May 2023
Semester Arrear Examinations for UG & PG	07 Dec 2022 To 17 Dec 2022 ^{I [11]}	12 May 2023 To 25 May 2023 ^{II [12]}
Special Arrear Examinations for UG & PG	Not Applicable	10 Jun 2023 ^{II [6]}

(c) Results & Meetings

Awards Committee Meeting & Results Publication for UG & PG	14 Dec 2022	17 May 2023
Awards Committee Meeting & Results Publication for MPhil	Not Applicable	23 Dec 2022
Publication of Arrear Results	22 Dec 2022	29 May 2023
Publication of Special Arrear Results	Not Applicable	12 Jun 2023

Annexure – I [1 to 11], II [1 to 13]

2. Malpractice

Malpractice	Odd Semester					Even Semester				
	MID	END	Semester	Arrear		MID	END	Semester	Arrear	
				CIA	SEM				CIA	SEM
No. of Students	13	9	4	---	---	3	8	16	1	---

3. Outcome of Special Supplementary Examinations

No. of students applied	214
No. of students cleared	205 [95.79%]

4. Complaints and Grievances

Particulars	Odd Semester	Even Semester
No. of complaints and grievances	1 ^[III]	6 ^[IV]
No. of revaluations	239	124
Revaluation leading to change in marks	163 [68.20%]	94 [75.81%]

Annexure – III, IV

5. Passing Board - Awards Committee Approved Results

Item	Odd Semester			Even Semester		
	UG	PG	MPhil	UG	PG	MPhil
Appeared	5559	1601	---	5381	1582	10
Passed	3111	1272	---	3665	1286	8
Passed %	55.96%	79.45%	---	68.11%	81.29%	80.00%

(a) Programme-wise ODD Semester Results

Programme	Semester-I			Semester-III			Semester-V		
	Appeared	Passed	Pass %	Appeared	Passed	Pass %	Appeared	Passed	Pass %
UG									
BSc Botany	49	26	53.06	43	31	72.09	38	27	71.05
BBA	124	56	45.16	127	77	60.63	121	64	52.89
BCA	125	54	43.20	123	87	70.73	117	76	64.96
BSc Chemistry	96	33	34.38	98	40	40.82	86	55	63.95
BCom Commerce (Shift-I)	127	70	55.12	123	74	60.16	127	100	78.74
BCom Commerce (Shift-II)	182	81	44.51	191	71	37.17	184	112	60.87
BCom CA	62	45	72.58	67	31	46.27	66	45	68.18
BCom Honours	58	50	86.21	52	51	98.08	38	35	92.11
BSc Comp. Sci. (Shift-I)	63	25	39.68	65	39	60.00	60	42	70.00
BSc Comp. Sci. (Shift-II)	195	69	35.38	177	86	48.59	176	90	51.14
BA Economics	66	35	53.03	55	33	60.00	58	36	62.07
BSc Electronics	32	15	46.88	31	11	35.48	30	12	40.00
BA English Lit. (Shift-I)	60	24	40.00	60	37	61.67	56	41	73.21
BA English Lit. (Shift-II)	115	31	26.96	105	46	43.81	99	45	45.45
BA History	66	23	34.85	57	23	40.35	59	32	54.24
BSc Mathematics (Shift-I)	81	44	54.32	90	62	68.89	87	75	86.21
BSc Mathematics (Shift-II)	25	14	56.00	37	30	81.08	27	27	100.00
BSc Physics (Shift-I)	75	23	30.67	75	48	64.00	78	59	75.64
BSc Physics (Shift-II)	33	15	45.45	39	20	51.28	70	53	75.71
BSc Statistics	61	42	68.85	60	54	90.00	57	46	80.70
BA Tamil Lit.	60	26	43.33	63	28	44.44	61	29	47.54
BSc Visual Communication	40	15	37.50	34	17	50.00	36	29	80.56
BVoc SD & SA	53	31	58.49	44	30	68.18	45	27	60.00
BVoc VCT	42	29	69.05	36	13	36.11	41	39	95.12
PG									
MSc Biochem.	21	17	80.95	19	18	94.74	---	---	---
MSc Biotech.	27	27	100.00	26	26	100.00	---	---	---
MSc Botany	17	16	94.12	17	12	70.59	---	---	---
MBA	120	90	75.00	120	112	93.33	---	---	---
MSc Chemistry (Shift-I)	28	20	71.43	28	20	71.43	---	---	---
MSc Chemistry (Shift-II)	27	8	29.63	28	20	71.43	---	---	---
MCom Commerce	40	27	67.50	33	26	78.79	---	---	---
MCom CA	43	39	90.70	36	35	97.22	---	---	---
MCA	58	52	89.66	52	40	76.92	---	---	---
MSc Comp. Sci.	86	72	83.72	84	69	82.14	---	---	---
MSc Counselling Psychology	38	22	57.89	7	7	100.00	---	---	---
MSc Data Science	60	59	98.33	59	58	98.31	---	---	---
MA Economics	20	19	95.00	13	12	92.31	---	---	---

Programme	Semester-I			Semester-III			Semester-V		
	Appeared	Passed	Pass %	Appeared	Passed	Pass %	Appeared	Passed	Pass %
MSc Electronics	24	14	58.33	---	---	---	---	---	---
MA English Lit. (Shift-I)	39	24	61.54	36	28	77.78	---	---	---
M A English Lit. (Shift-II)	35	25	71.43	37	34	91.89	---	---	---
MA HRM	38	29	76.32	33	26	78.79	---	---	---
MSc Mathematics (Shift-I)	30	21	70.00	37	29	78.38	---	---	---
MSc Mathematics (Shift-II)	29	21	72.41	37	20	54.05	---	---	---
MSc Physics (Shift-I)	26	16	61.54	27	23	85.19	---	---	---
MSc Physics (Shift-II)	32	8	25.00	34	31	91.18	---	---	---

(b) Programme-wise EVEN Semester Results

Programme	Semester-II			Semester-IV			Semester-VI		
	Appeared	Passed	Pass %	Appeared	Passed	Pass %	Appeared	Passed	Pass %
UG									
BSc Botany	45	30	66.67	41	32	78.05	37	25	67.57
BBA	120	58	48.33	126	78	61.90	119	99	83.19
BCA	124	68	54.84	121	91	75.21	115	101	87.83
BSc Chemistry	88	59	67.05	96	41	42.71	86	68	79.07
BCom Commerce (Shift-I)	122	97	79.51	120	80	66.67	127	100	78.74
BCom Commerce (Shift-II)	173	100	57.80	189	103	54.50	184	128	69.57
BCom CA	62	51	82.26	67	43	64.18	66	61	92.42
BCom Commerce Honours	58	55	94.83	52	50	96.15	38	37	97.37
BSc Comp. Sci. (Shift-I)	59	40	67.80	65	43	66.15	60	53	88.33
BSc Comp. Sci. (Shift-II)	188	126	67.02	176	113	64.20	176	163	92.61
BA Economics	63	41	65.08	53	33	62.26	56	46	82.14
BSc Electronics	30	17	56.67	28	15	53.57	29	21	72.41
BA English Lit. (Shift-I)	53	20	37.74	56	38	67.86	56	45	80.36
B A English Lit. (Shift-II)	97	35	36.08	101	52	51.49	96	63	65.63
BA History	64	34	53.13	54	24	44.44	59	33	55.93
BSc Mathematics (Shift-I)	77	54	70.13	89	71	79.78	86	75	87.21
BSc Mathematics (Shift-II)	18	13	72.22	37	32	86.49	27	26	96.30
BSc Physics (Shift-I)	66	30	45.45	74	49	66.22	76	53	69.74
BSc Physics (Shift-II)	29	18	62.07	37	20	54.05	68	44	64.71
BSc Statistics	57	45	78.95	60	45	75.00	57	49	85.96
B A Tamil Lit.	56	38	67.86	54	21	38.89	58	39	67.24
BSc Visual Communication	37	19	51.35	31	19	61.29	36	31	86.11
BVoc SD & SA.	53	34	64.15	44	26	59.09	43	24	55.81
B Voc VCT	40	26	65.00	35	21	60.00	41	33	80.49
PG									
MSc Biochem.	21	20	95.24	18	16	88.89	---	---	---

Programme	Semester-II			Semester-IV			Semester-VI		
	Appeared	Passed	Pass %	Appeared	Passed	Pass %	Appeared	Passed	Pass %
MSc Biotech.	27	26	96.30	26	24	92.31	---	---	---
MSc Botany	17	12	70.59	17	15	88.24	---	---	---
MBA	120	106	88.33	120	118	98.33	---	---	---
MSc Chemistry (Shift-I)	28	18	64.29	28	22	78.57	---	---	---
MSc Chemistry (Shift-II)	27	8	29.63	27	19	70.37	---	---	---
MCom Commerce	40	21	52.50	32	22	68.75	---	---	---
MCom CA	43	37	86.05	35	32	91.43	---	---	---
MCA	57	51	89.47	52	52	100.00	---	---	---
MSc Comp. Sci.	84	56	66.67	84	84	100.00	---	---	---
MSc Counselling Psychology	36	22	61.11	7	7	100.00	---	---	---
MSc Data Science	59	57	96.61	59	45	76.27	---	---	---
MA Economics	19	13	68.42	13	9	69.23	---	---	---
MSc Electronics	24	20	83.33	---	---	---	---	---	---
MA English Lit. (Shift-I)	39	25	64.10	35	29	82.86	---	---	---
MA English Lit. (Shift-II)	34	21	61.76	37	34	91.89	---	---	---
MA HRM	38	26	68.42	32	21	65.63	---	---	---
MSc Mathematics (Shift-I)	30	25	83.33	37	34	91.89	---	---	---
MSc Mathematics (Shift-II)	29	25	86.21	37	37	100.00	---	---	---
MSc Physics (Shift-I)	26	14	53.85	26	23	88.46	---	---	---
MSc Physics (Shift-II)	28	11	39.29	34	29	85.29	---	---	---

6. Graduation Outcome

Item	Appeared	Passed	Pass %	No. of Students Passed in			
				Distinction	I Class	II Class	III Class
Undergraduate	1796	1320	73.50%	242	882	193	3
Postgraduate	756	661	87.43%	82	573	6	---
MPhil	10	8	80.00%	4	4	---	---

(a) Programme-wise performance

Course	No. of Students			No of Students Passed in			
	Appeared	Passed	Passed %	Distinction	I Class	II Class	III Class
UG							
BSc Botany	37	23	62.16	6	14	3	---
BBA	119	92	77.31	2	48	41	1
BCA	115	95	82.61	9	68	18	---
BSc Chemistry	86	65	75.58	20	44	1	---
BCom Commerce (Shift-I)	127	97	76.38	13	68	16	---
BCom Commerce (Shift-II)	184	119	64.67	9	84	26	---
BCom Commerce with Computer Applications	66	60	90.91	2	47	11	---

Course	No. of Students			No of Students Passed in			
	Appeared	Passed	Passed %	Distinction	I Class	II Class	III Class
BCom Commerce Honours	38	37	97.37	4	29	4	---
BSc Computer Science (Shift-I)	60	50	83.33	14	35	1	---
BSc Computer Science (Shift-II)	176	147	83.52	20	121	6	---
BA Economics	56	43	76.79	6	26	11	---
BSc Electronics	29	18	62.07	4	13	1	---
BA English Literature (Shift-I)	56	43	76.79	1	29	12	1
BA English Literature (Shift-II)	96	58	60.42	1	30	26	1
BA History	59	33	55.93	9	17	7	---
BSc Mathematics (Shift-I)	86	73	84.88	30	42	1	---
BSc Mathematics (Shift-II)	27	26	96.30	16	10	---	---
BSc Physics (Shift-I)	76	47	61.84	20	27	---	---
BSc Physics (Shift-II)	68	44	64.71	15	29	---	---
BVoc Software Develop. & System Admn.	43	22	51.16	8	14	---	---
BSc Statistics	57	45	78.95	11	32	2	---
BA Tamil	58	34	58.62	6	24	4	---
BSc Visual Communication	36	18	50.00	1	15	2	---
BVoc Visual Communication Technology	41	31	75.61	15	16	---	---
PG							
MSc Biochemistry	18	16	88.89	1	15	---	---
MSc Biotechnology	26	24	92.31	7	17	---	---
MSc Botany	17	14	82.35	8	6	---	---
MBA	120	118	98.33	4	111	3	---
MSc Chemistry (Shift-I)	28	21	75.00	3	18	---	---
MSc Chemistry (Shift-II)	27	19	70.37	---	19	---	---
MCom Commerce	32	22	68.75	3	19	---	---
MCom Commerce with Computer Applications	35	32	91.43	14	18	---	---
MCA	52	51	98.08	6	45	---	---
MSc Computer Science	84	80	95.24	4	76	---	---
MSc Counselling Psychology	7	7	100.00	4	3	---	---
MSc Data science	59	45	76.27	2	43	---	---
MA Economics	13	9	69.23	4	5	---	---
MA English Literature (Shift-I)	35	28	80.00	1	25	2	---
MA English Literature (Shift-II)	37	32	86.49	1	31	---	---
MA Human Resource Management	32	21	65.63	3	17	1	---
MSc Mathematics (Shift-I)	37	34	91.89	7	27	---	---
MSc Mathematics (Shift-II)	37	36	97.30	7	29	---	---
MSc Physics (Shift-I)	26	23	88.46	3	20	---	---

Course	No. of Students			No of Students Passed in			
	Appeared	Passed	Passed %	Distinction	I Class	II Class	III Class
MSc Physics (Shift-II)	34	29	85.29	---	29	---	---
MPhil							
MPhil English Literature	7	5	71.43	2	3	---	---
MPhil Mathematics	3	3	100.00	2	1	---	---

7. CoE's Presentation report in the Governing Body


Result Analysis was carried out and presented in the Governing Body for approval of EVEN and ODD Semester on 27-10-2022 and 23-03-2023 respectively.


The Question papers for UG, PG, and M.Phil. are given to the Librarian after the Semester Examinations, in the form of Soft and Hard copy.

8. New initiatives

- Creation of examination portal to upload Semester question papers
- Calculation of attainment for Semester examinations for all the programmes
- Concurrent update of CIA component marks in the ERP and provide an interface to the students at the front office of COE
- Use of JOSTEL platform to conduct online CIA components in a controlled environment


Rev Dr M AROCKIASAMY XAVIER SJ
Principal




Dr K ALEX
Controller of Examinations