

Internal Quality Assurance Cell
St. Joseph's College (Autonomous), Tiruchirappalli-2

ALUMNI FEEDBACK ON CURRICULAR DESIGN AND DEVELOPMENT
2023-24

Alumni feedback on curricular design and development for the academic year 2023-24 was conducted during 21st February 2024 through online mode. All the alumni were given the link of the questionnaire prepared by IQAC of the college on different categories.

Questionnaire:

	Outstanding	Commendable	Satisfactory	Unsatisfactory	Below Average
Course Content[Course content in CBCS]					
Course Content [Curriculum developed /adopted has relevance to the local/ national / regional/global developmental needs]					
Course Content [Course content helps in acquiring skills for employability and entrepreneurship]					
Course Content [The depth of knowledge and intellectual enrichment and overall development acquired through course content]					
Course Content [Teaching hours per week and credits allotted for each course]					

Course Content [The pattern, design and content of syllabus]					
Course Content [Choice provided to select elective courses/IDC]					
Course Content [Soft Skills]					
Course Content [Courses on equity and environmental sustainability]					
Course Content [Project work, Internships and Field Visits enhanced the quality of the learning experience]					
Course Content [Relevance of Add-on courses and Value Added Courses]					
Teaching and Evaluation [Teaching methods followed by teachers]					
Teaching and Evaluation [Syllabus content allotted for self-study and learning in the form of assignments, seminars, etc.]					
Teaching and Evaluation [Preparation, communication, encouragement and helpful attitude of teachers in assisting you to learn better]					

Teaching and Evaluation [Weightage given to different components of CIA and the way in which they are implemented]					
Teaching and Evaluation [Fairness of evaluation methods followed for CIA and Semester exam]					
Teaching and Evaluation [Availability of faculty for interaction and guidance]					
Teaching and Evaluation [Mechanisms available to redress academic grievances]					
Teaching and Evaluation [Helpful attitude of administrators, staff and non-teaching staff to provide suitable campus culture and atmosphere]					

Internal Quality Assurance Cell
St. Joseph's College (Autonomous), Tiruchirappalli-2

ALUMNI FEEDBACK ON CURRICULAR DESIGN AND DEVELOPMENT
2023-24

Participants List

Number of Alumni participated in the survey: 1406

S. No	Department	Number of Alumni participated
1	BBA	50
2	Biochemistry	6
3	Biotechnology	1
4	Botany	42
5	Chemistry	82
6	Commerce	250
7	Commerce CA	88
8	Computer Science	161
9	Counselling Psychology	6
10	Data Science	25
11	Economics	38
12	Electronics	12
13	English	124
14	HRM	31
15	History	22
16	Information Technology	73
17	Maths	123
18	Physics	119
19	Statistics	38
20	B Voc. SD & SA	31
21	Tamil	34
22	B Voc. Vis. Com. Tech.	27
23	B Sc. Viscom	23

Exit Poll on Academic Quality 2023-24

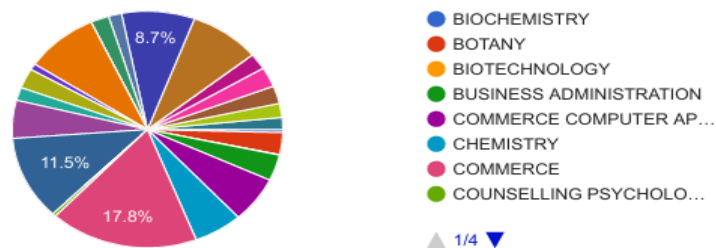
1,406 responses

[Publish analytics](#)

Department

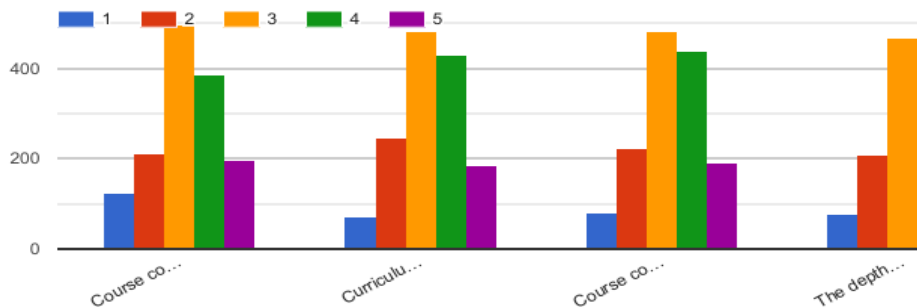
1,406 responses

[Copy](#)



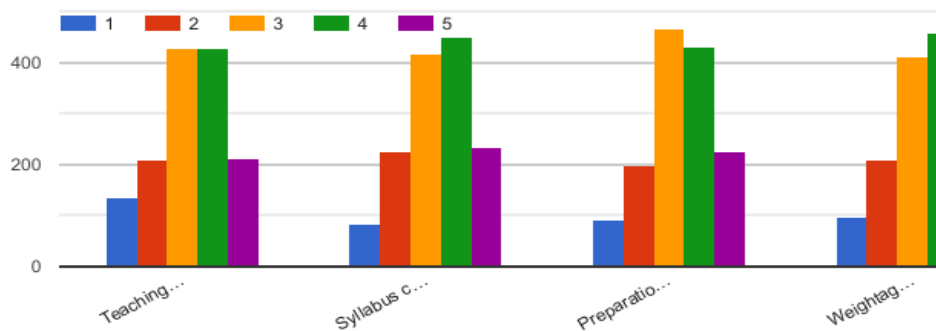
A) Course Content

[Copy](#)



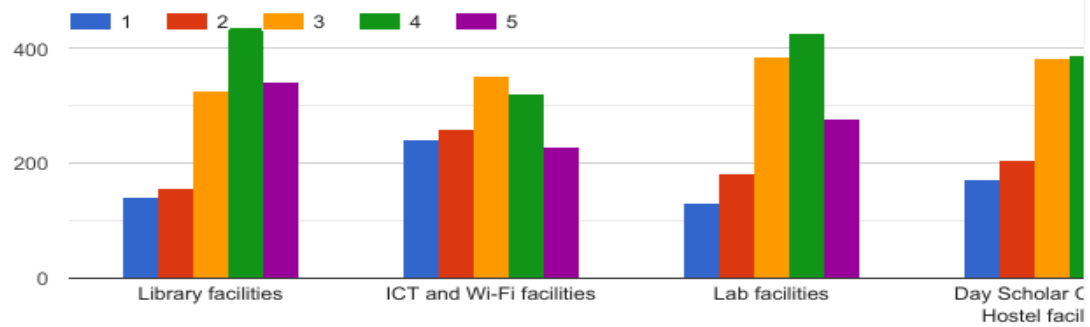
B) Teaching and Evaluation

[Copy](#)



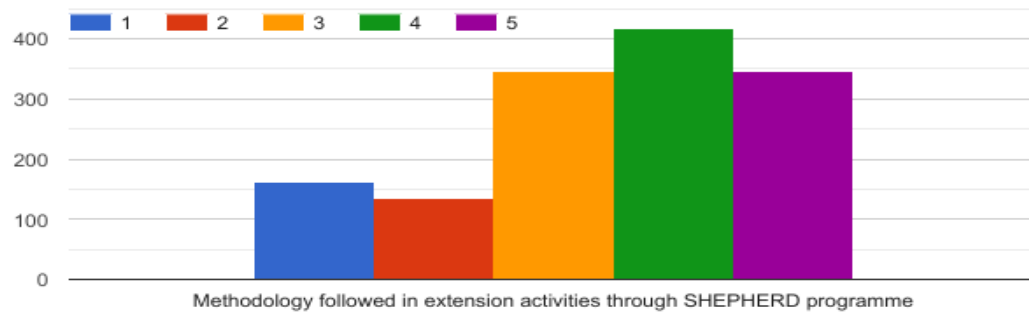
c) Facilities

 Copy



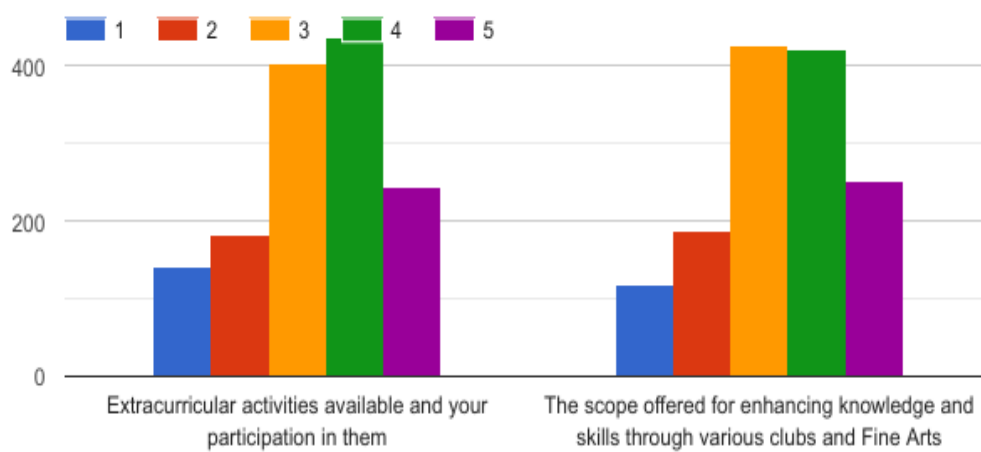
D) SHEPHERD

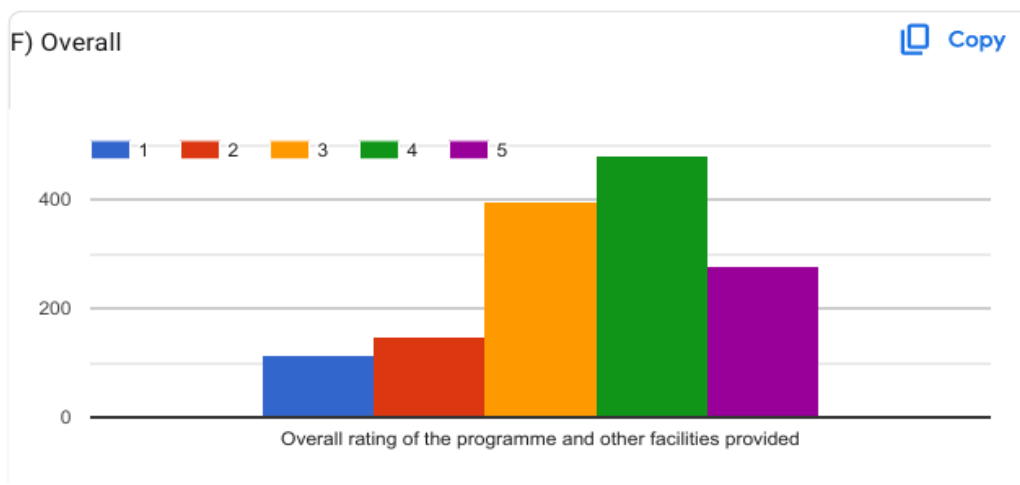
 Copy



E) Extension

 Copy





This content is neither created nor endorsed by Google. [Report Abuse](#) - [Terms of Service](#) - [Privacy Policy](#)

Google Forms

The Result of the Survey

	Outstanding	Commendable	Satisfactory	Unsatisfactory	Below Average
Course Content [Course content in CBCS]	194	384	495	210	123
Course Content [Curriculum developed /adopted has relevance to the local/ national / regional/global developmental needs]	183	427	482	244	70
Course Content [Course content helps in acquiring skills for employability and entrepreneurship]	188	436	482	222	78
Course Content [The depth of knowledge and intellectual enrichment and overall	208	449	466	208	75

development acquired through course content]					
Course Content [Teaching hours per week and credits allotted for each course]	233	441	460	189	83
Course Content [The pattern, design and content of syllabus]	208	443	464	196	95
Course Content [Choice provided to select elective courses/IDC]	216	424	465	202	99
Course Content [Soft Skills]	269	440	408	197	92
Course Content [Courses on equity and environmental sustainability]	219	445	459	190	93
Course Content [Project work, Internships and Field Visits enhanced the quality of the learning experience]	273	430	405	198	100
Course Content [Relevance of Add-on courses and Value Added Courses]	214	471	438	186	97
Teaching and Evaluation [Teaching methods followed by teachers]	211	427	428	207	133
Teaching and Evaluation [Syllabus content allotted for self-study and learning in the form of	233	450	416	225	82

assignments, seminars, etc.]					
Teaching and Evaluation [Preparation, communication, encouragement and helpful attitude of teachers in assisting you to learn better]	224	430	465	197	90
Teaching and Evaluation [Weightage given to different components of CIA and the way in which they are implemented]	235	456	412	207	96
Teaching and Evaluation [Fairness of evaluation methods followed for CIA and Semester exam]	241	426	414	200	125
Teaching and Evaluation [Availability of faculty for interaction and guidance]	255	437	425	190	99
Teaching and Evaluation [Mechanisms available to redress academic grievances]	214	434	449	214	95
Teaching and Evaluation [Helpful attitude of administrators, staff and non-teaching staff to provide suitable campus culture and atmosphere]	243	443	409	203	108

Report of the Survey

Course Content [Course content in CBCS]

14% of the alumni expressed that course content in CBCS are outstanding, 27% as commendable, 35% as satisfactory, 15% as unsatisfactory and 09% as below average.

Course Content [Curriculum developed /adopted has relevance to the local/ national / regional/global developmental needs]

13% of the alumni expressed that course content are outstanding, 30% as commendable, 34% as satisfactory, 17% as unsatisfactory and 05% as below average.

Course Content [Course content helps in acquiring skills for employability and entrepreneurship]

13% of the alumni expressed that Course content helps in acquiring skills for employability and entrepreneurship are outstanding, 31% as commendable, 34% as satisfactory, 16% as unsatisfactory and 06% as below average.

Course Content [The depth of knowledge and intellectual enrichment and overall development acquired through course content]

15% of the alumni expressed that course content in the syllabus are outstanding, 32% as commendable, 33% as satisfactory, 15% as unsatisfactory and 05% as below average.

Course Content [Teaching hours per week and credits allotted for each course]

17% of the alumni expressed that course content based on credits are outstanding, 31% as commendable, 33% as satisfactory, 13% as unsatisfactory and 06% as below average.

Course Content [The pattern, design and content of syllabus]

15% of the alumni expressed that Course Content [The pattern, design and content of syllabus] are outstanding, 31% as commendable, 33% as satisfactory, 14% as unsatisfactory and 07% as below average.

Course Content [Choice provided to select elective courses/IDC]

16% of the alumni expressed that Course Content [Choice provided to select elective courses/IDC] are outstanding, 30% as commendable, 33% as satisfactory, 14% as unsatisfactory and 07% as below average.

Course Content [Soft Skills]

19% of the alumni expressed that Course Content [Soft Skills] are outstanding, 31% as commendable, 29% as satisfactory, 14% as unsatisfactory and 07% as below average.

Course Content [Courses on equity and environmental sustainability]

16% of the alumni expressed that Course Content [Courses on equity and environmental sustainability] are outstanding, 32% as commendable, 33% as satisfactory, 13% as unsatisfactory and 06% as below average.

Course Content [Project work, Internships and Field Visits enhanced the quality of the learning experience]

19% of the alumni expressed that Course Content [Project work, Internships and Field Visits enhanced the quality of the learning experience] are outstanding, 31% as commendable, 29% as satisfactory, 14% as unsatisfactory and 07% as below average.

Course Content [Relevance of Add-on courses and Value Added Courses]

15% of the alumni expressed that Course Content [Relevance of Add-on courses and Value Added Courses] are outstanding, 34% as commendable, 31% as satisfactory, 13% as unsatisfactory and 07% as below average.

Teaching and Evaluation [Teaching methods followed by teachers]

15% of the alumni expressed that Teaching and Evaluation [Teaching methods followed by teachers] are outstanding, 30% as commendable, 30% as satisfactory, 15% as unsatisfactory and 10% as below average.

Teaching and Evaluation [Syllabus content allotted for self-study and learning in the form of assignments, seminars, etc.]

17% of the alumni expressed that Teaching and Evaluation [Syllabus content allotted for self-study and learning in the form of assignments, seminars, etc.] are outstanding, 32% as commendable, 30% as satisfactory, 16% as unsatisfactory and 05% as below average.

Teaching and Evaluation [Preparation, communication, encouragement and helpful attitude of teachers in assisting you to learn better]

16% of the alumni expressed that Teaching and Evaluation [Preparation, communication, encouragement and helpful attitude of teachers in assisting you to learn better] are outstanding, 31% as commendable, 33% as satisfactory, 14% as unsatisfactory and 06% as below average.

Teaching and Evaluation [Weightage given to different components of CIA and the way in which they are implemented]

17% of the alumni expressed that Teaching and Evaluation [Weightage given to different components of CIA and the way in which they are implemented] are outstanding, 32% as commendable, 29% as satisfactory, 15% as unsatisfactory and 07% as below average.

Teaching and Evaluation [Fairness of evaluation methods followed for CIA and Semester exam]

17% of the alumni expressed that Teaching and Evaluation [Fairness of evaluation methods followed for CIA and Semester exam] are outstanding, 30% as commendable, 29% as satisfactory, 14% as unsatisfactory and 09% as below average.

Teaching and Evaluation [Availability of faculty for interaction and guidance]

18% of the alumni expressed that Teaching and Evaluation [Availability of faculty for interaction and guidance] are outstanding, 31% as commendable, 30% as satisfactory, 14% as unsatisfactory and 07% as below average.


Teaching and Evaluation [Mechanisms available to redress academic grievances]

15% of the alumni expressed that Teaching and Evaluation [Mechanisms available to redress academic grievances] are outstanding, 31% as commendable, 32% as satisfactory, 15% as unsatisfactory and 07% as below average.

Teaching and Evaluation [Helpful attitude of administrators, staff and non-teaching staff to provide suitable campus culture and atmosphere]

17% of the alumni expressed that Teaching and Evaluation [Helpful attitude of administrators, staff and non-teaching staff to provide suitable campus culture and atmosphere] are outstanding, 32% as commendable, 29% as satisfactory, 14% as unsatisfactory and 08% as below average.




Principal
PRINCIPAL
St. JOSEPH'S COLLEGE
(AUTONOMOUS)
TIRUCHIRAPPALLI 620 002